















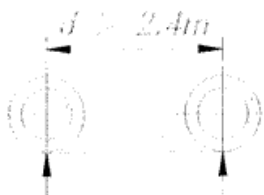



Conjunto de eje(s)	Nomenclatura	Simbología	Nº de Neumáticos	GRÁFICO	Peso máximo por eje(s) (t)
Simple	1RS		02		7

Conjunto de eje(s)	Nomenclatura	Simbología	Nº de Neumáticos	GRÁFICO	Peso máximo por eje(s) (1)
Simple	1RD		04		11
Doble	1RS+1RD		06		16
Doble	2RS		04		12
Doble	2RD		08		18
Triple	3RS		06		16
Triple	1RS+2RD		10		23
Triple	3RD		12		25
Doble Separado	1RD+1RD		08		11+11

Nota:
RS : Rodada simple

RD : Rodada doble